




# Forty Seven

Helping Patients Defeat Their Cancer



# Forward Looking Statements

This presentation contains forward-looking statements that involve substantial risks and uncertainties. All statements other than statements of historical facts contained in this presentation, including statements regarding our future financial condition, results of operations, business strategy and plans, and objectives of management for future operations, as well as statements regarding industry trends, are forward-looking statements. In some cases, you can identify forward-looking statements by terminology such as “anticipate,” “believe,” “continue,” “could,” “estimate,” “expect,” “intend,” “may,” “plan,” “potentially” “predict,” “should,” “will” or the negative of these terms or other similar expressions.

We have based these forward-looking statements largely on our current expectations and projections about future events and trends that we believe may affect our financial condition, results of operations, business strategy and financial needs. These forward-looking statements are subject to a number of risks, uncertainties and assumptions, including, among other things: the success, cost and timing of our product development activities and clinical trials; our expectations about the timing of achieving regulatory approval and the cost of our development programs; our ability to obtain funding for our operations, including funding necessary to complete further development and commercialization of our product candidates; the commercialization of our product candidates, if approved; our plans to research, develop and commercialize our product candidates; our ability to attract collaborators with development, regulatory and commercialization expertise; our expectations regarding our ability to obtain and maintain intellectual property protection for our product candidates; future agreements with third parties in connection with the commercialization of our product candidates; our ability to maintain, expand, protect and enforce our intellectual property portfolio; our ability to operate our business without infringing, misappropriating or otherwise violating the intellectual property rights of third parties; the size and growth potential of the markets for our product candidates, and our ability to serve those markets; the rate and degree of market acceptance of our product candidates; regulatory developments in the United States and foreign countries; our ability to contract with third-party suppliers and manufacturers and their ability to perform adequately; the success of competing therapies that are or may become available; and our ability to attract and retain key scientific or management personnel. These risks are not exhaustive. New risk factors emerge from time to time and it is not possible for our management to predict all risk factors, nor can we assess the impact of all factors on our business or the extent to which any factor, or combination of factors, may cause actual results to differ materially from those contained in, or implied by, any forward-looking statements. You should not rely upon forward-looking statements as predictions of future events. Although we believe that the expectations reflected in the forward-looking statements are reasonable, we cannot guarantee future results, levels of activity, performance or achievements. Except as required by law, we undertake no obligation to update publicly any forward-looking statements for any reason after the date of this presentation.

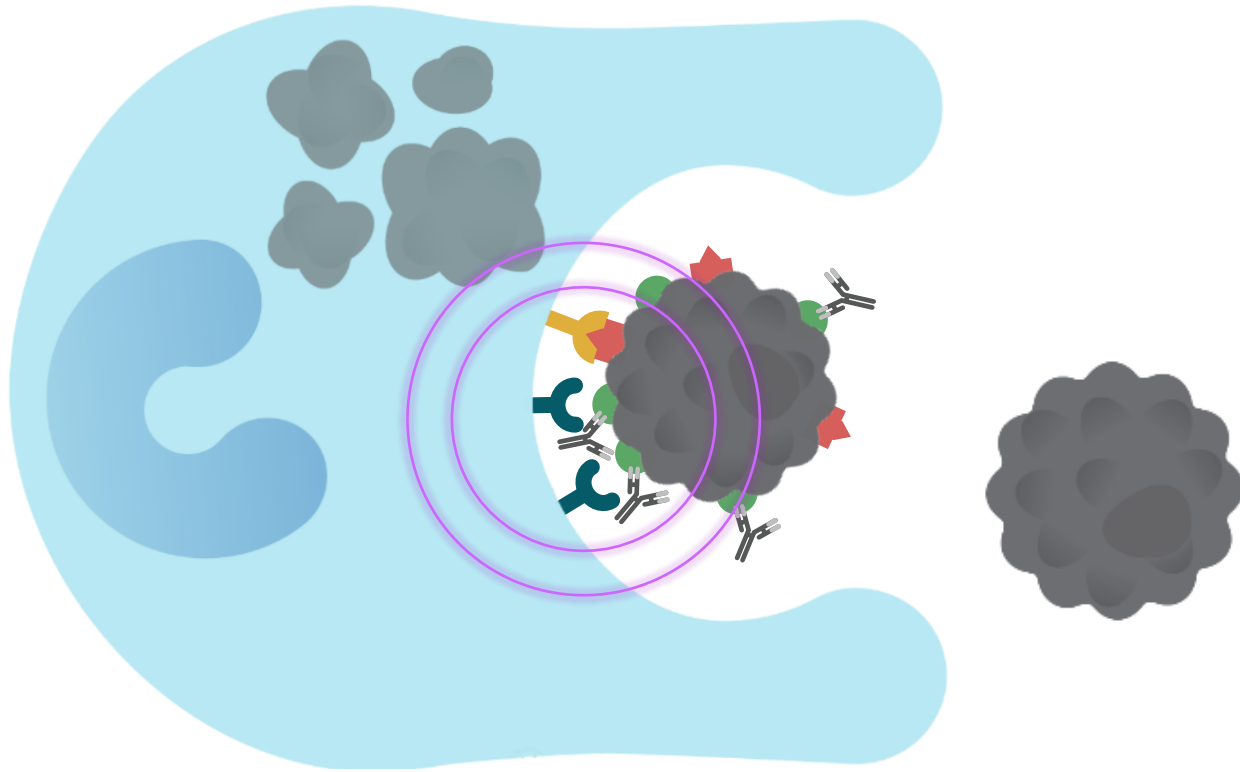
In addition, statements that “we believe” and similar statements reflect our beliefs and opinions on the relevant subject. These statements are based upon information available to us as of the date of this presentation, and while we believe such information forms a reasonable basis for such statements, such information may be limited or incomplete, and our statements should not be read to indicate that we have conducted an exhaustive inquiry into, or review of, all potentially available relevant information. These statements are inherently uncertain and investors are cautioned not to unduly rely upon these statements.

More information about the risks and uncertainties faced by Forty Seven is contained under the caption “Risk Factors” included in the company’s periodic filings with the Securities and Exchange Commission at [www.sec.gov](http://www.sec.gov). Forty Seven disclaims any intention or obligation to update or revise any forward-looking statements, whether as a result of new information, future events or otherwise.



# Our Mission

Forty Seven's core purpose is to help patients defeat their cancer



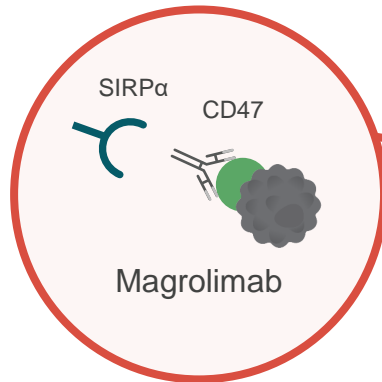
Forty Seven is activating macrophages, the immune system's first responders to help patients defeat cancer with the engagement of previously unexploited phagocytic pathways.

# CD47/SIRP $\alpha$ Pathway Offers Multiple Opportunities to Engage Macrophages

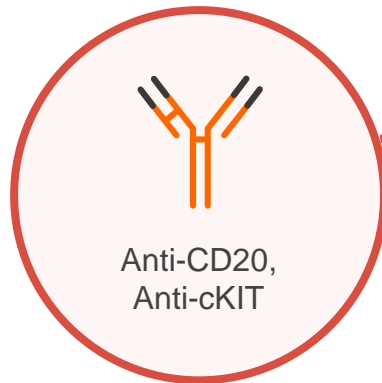
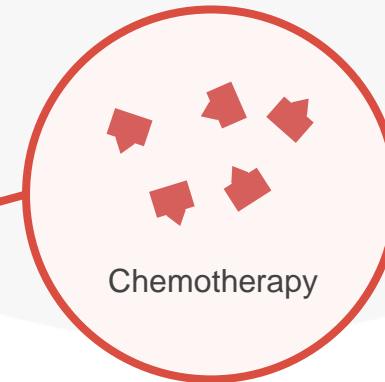
Target cells overexpress CD47 to evade destruction by macrophages

## CD47/SIRP $\alpha$ Pathway


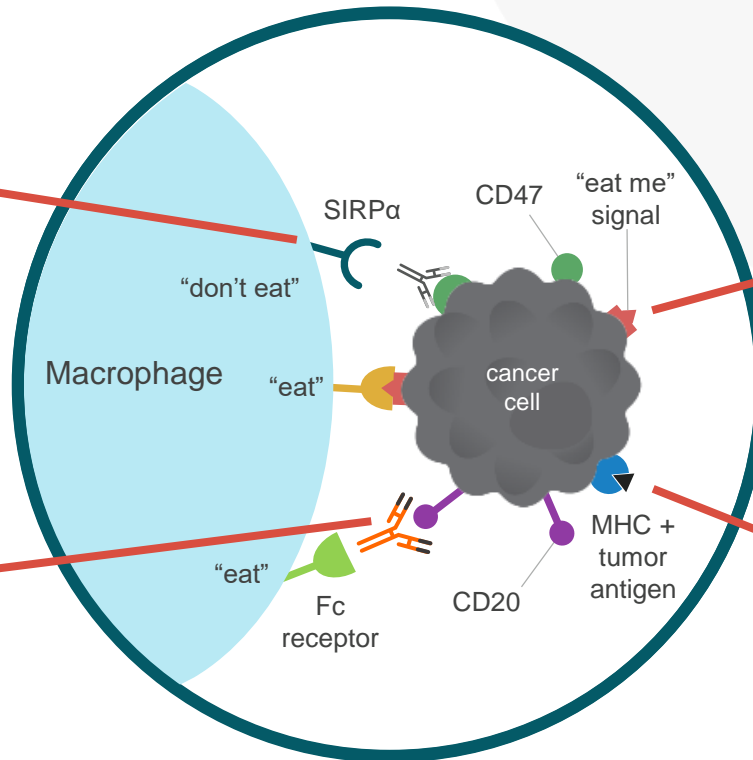
Monotherapy to block  
“don’t eat me” signal



Combine with chemotherapy  
to enhance “eat me” signal

















Targeted antibody combinations  
to add “eat me” signals



Combine with checkpoint inhibitor  
to sustain activated T cells

# Broad Pipeline Targeting CD47/SIRP $\alpha$ Pathway

## MAGROLIMAB\*


Discovery	Preclinical	Phase 1	Phase 2	Registrational Trial	Clinical Collaborators
Myelodysplastic Syndrome (MDS): <i>Magrolimab + Azacitidine</i>					 LEUKEMIA & LYMPHOMA SOCIETY™
Diffuse Large B-Cell Lymphoma (DLBCL): <i>Magrolimab + Rituximab</i>					 LEUKEMIA & LYMPHOMA SOCIETY™
Acute Myeloid Leukemia (AML): <i>Magrolimab + Azacitidine</i>					 CIRM
AML: <i>Magrolimab + Atezolizumab</i>					 Roche  Genentech <small>A Member of the Roche Group</small>
DLBCL: <i>Magrolimab + Rituximab + Atezolizumab</i>					 Roche  Genentech <small>A Member of the Roche Group</small>
DLBCL: <i>Magrolimab + Rituximab + Acalabrutinib</i>					 Acerta Pharma  AstraZeneca
DLBCL: <i>Magrolimab + Rituximab + Gem/Ox**</i>					
Bladder: <i>Magrolimab + Atezolizumab</i>					 Roche  Genentech <small>A Member of the Roche Group</small>
Colorectal: <i>Magrolimab + Cetuximab</i>					 CIRM  Lilly
Ovarian: <i>Magrolimab + Avelumab</i>					 MERCK

## ADDITIONAL PIPELINE PROGRAMS

Discovery	Preclinical	Phase 1	Phase 2	Registrational Trial	Clinical Collaborators
FSI-174: <i>Anti-cKIT Antibody for HSC Transplantation</i>					 bluebirdbio
FSI-189: <i>Anti-SIRP<math>\alpha</math> Antibody for Oncology/Non-Oncology</i>					

\* Ono Pharmaceutical has rights to all magrolimab programs in Japan, Taiwan, South Korea and other ASEAN countries | \*\*Expansion arm of ongoing NHL: magrolimab + rituximab trial

# Magrolimab: Anti-CD47 Antibody



# The Value of Magrolimab



Unique MOA is Synergistic with Other Immunotherapies and Oncolytics, Enhancing Anti-Tumor Response



Favorable Safety & Tolerability Profile Supports Broad Use in Lower Risk, First Line Patients, as Well as Advanced, Elderly, Fragile Patients



Fast Track Designation in Four Hematologic Malignancies:  
MDS, AML, DLBCL and FL

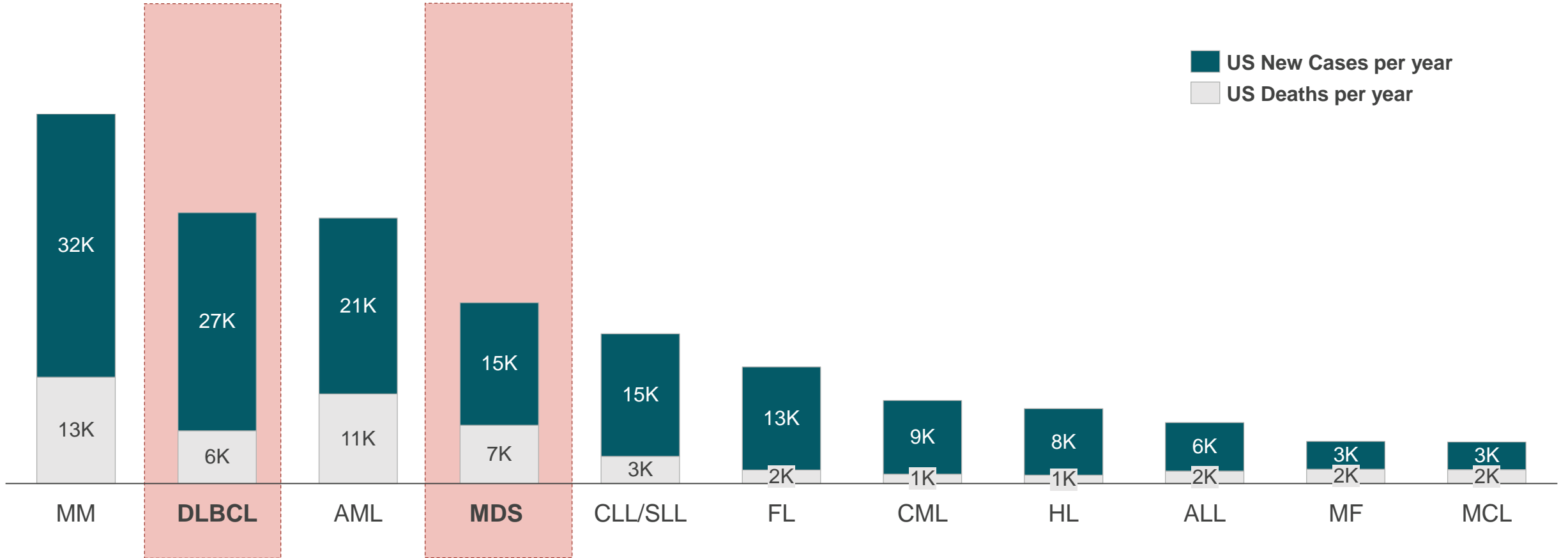


Novel Mechanism and Tolerability Profile Enables Use in Combination with Other Agents



# High Burden of Disease For MDS and DLBCL

Annual Incidence and Mortality by Hematological Malignancy Type in US<sup>1-4</sup>



Note: MDS incidence is underreported to registries (SEER) 14.7K and broader analyses of medical claims reveals >2x higher incidence

<sup>1</sup> National Cancer Institute Surveillance, Epidemiology, and End Results (SEER) Cancer Stat Facts,

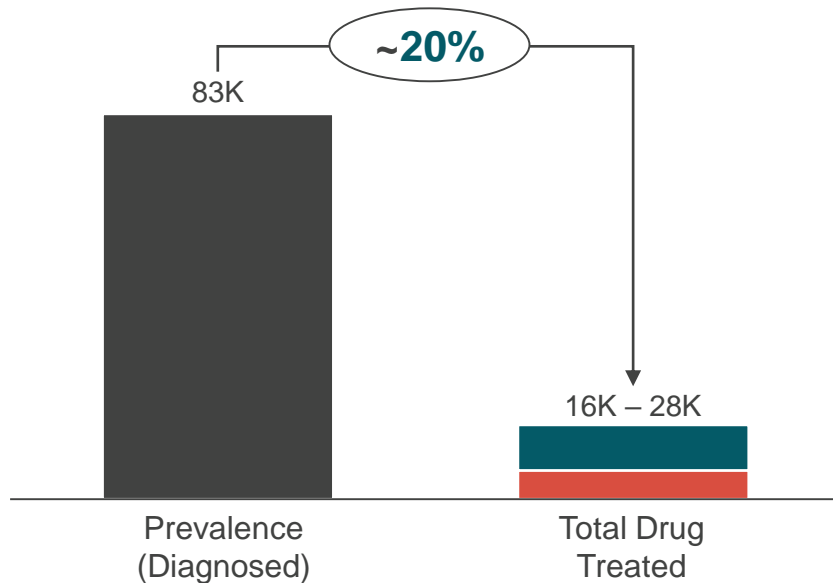
<sup>2</sup> CancerMPact® Patient Metrics (Kantar Health). Available from [www.cancermpact.com](http://www.cancermpact.com). Accessed July 2019

<sup>3</sup> CDC Wonder <https://wonder.cdc.gov>, <sup>4</sup> Cancer statistics [www.cancer.net](http://www.cancer.net)

# There is a High Unmet Need in MDS

## Low Treatment Rates

US MDS Epidemiology 2018<sup>1-3</sup>



## Limited Treatment Options



**Allogeneic Stem Cell Transplant**

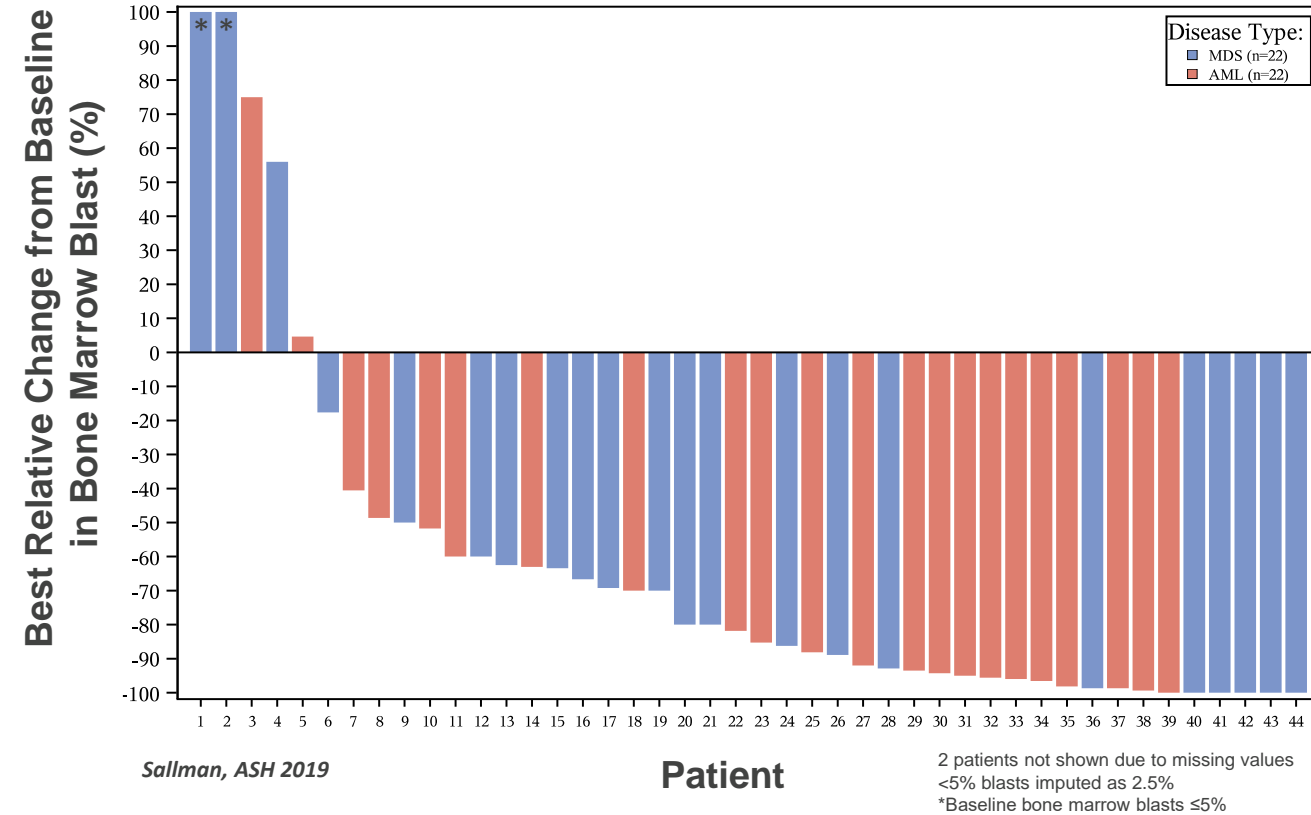
**Active Therapies**  
*Vidaza, Dacogen, Revlimid (Low Risk del5q)*

**Supportive Care or Watchful Waiting**

**No new therapies approved in over 13 years<sup>5</sup>**

**1L Higher Risk MDS US Estimated Market Size = \$1B - \$2B<sup>4</sup>**

# Anti-Leukemic Activity Observed in Patients Treated with Magrolimab and Azacitidine (ASH 2019)



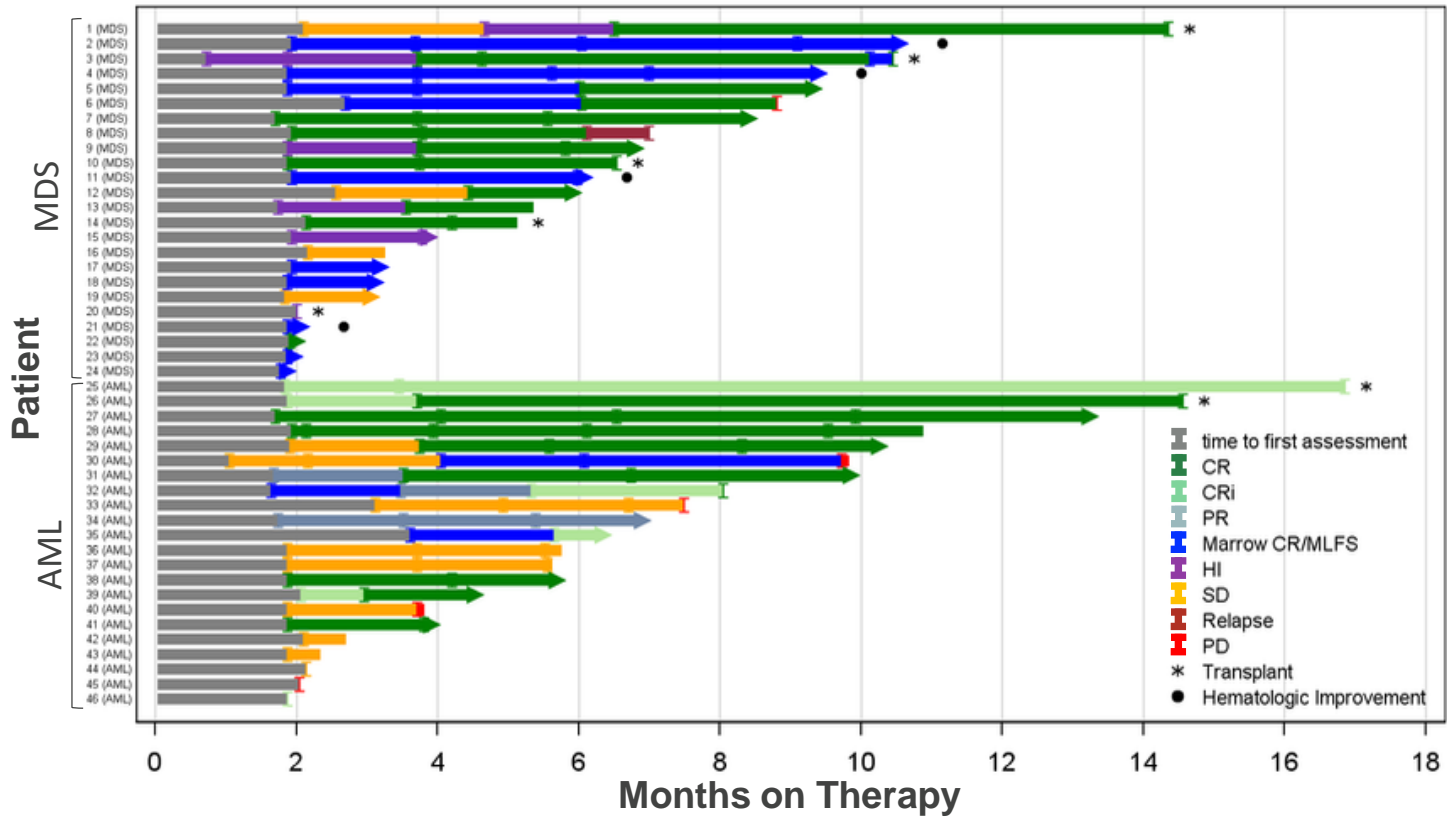
**Best Overall Response**

Best Overall Response	1L MDS N=24	1L AML N=22
ORR	22 (92%)	14 (64%)
CR	12 (50%)	9 (41%)
CRi	-	3 (14%)
PR	0	1 (5%)
MLFS/ marrow CR	8 (33%) 4 with marrow CR + HI	1 (5%)
Hematologic improvement	2 (8%)	-
SD	2 (8%)	7 (32%)
PD	0	1 (5%)

**Median Time to Response: 1.9 months**  
which is more rapid than azacitidine alone

Response assessments per 2006 IWG MDS criteria and 2017 AML ELN criteria; Patients with at least one post-treatment response assessment are shown, all other patients are on therapy, too early for first response assessment except for 2 MDS patients not evaluable (withdrawal of consent) and 3 AML (1 AE, 2 PD)  
“-” not applicable

# Deep and Durable Responses Observed in MDS/AML Patients Treated with Magrolimab and Azacitidine (ASH 2019)



Sallman, ASH 2019

Ongoing response post-transplant is shown

Parameter	1L MDS N=24	1L AML N=22
RBC transfusion independence <sup>1</sup>	4/9 (44%)	8/11 (73%)
Complete cytogenetic response in responders <sup>2</sup>	5/19 (26%)	6/10 (60%)
MRD negativity in responders	5/22 (23%)	8/14 (57%)
Median duration of response (months)	Not reached (0.03+ – 9.76+)	Not reached (0.03+ – 15.1+)
Median follow-up [range] (months)	6.4 [2.0 – 14.4]	8.8 [1.9 – 16.9]

- 15% of patients (7/46) received an allogeneic stem cell transplant and continue in response
- Median overall survival has not been reached in either MDS or AML patients

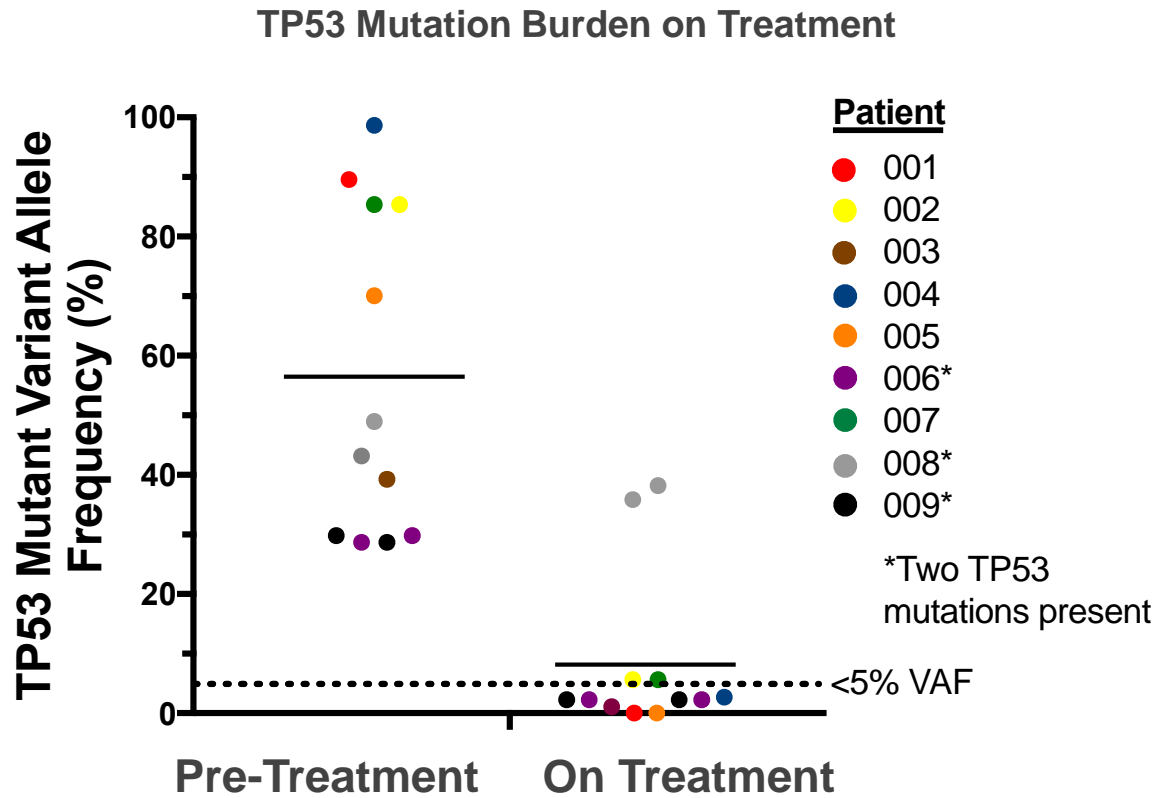
Minimal residual disease (MRD) was evaluated by multiparameter flow cytometry

Cytogenetic response defined per 2003 and 2006 IWG criteria;

<sup>1</sup>Patients shown for those who were RBC transfusion dependent at baseline and achieved RBC transfusion independence at any time on study

<sup>2</sup>Responses shown for all responding patients with abnormal cytogenetics at baseline

# Magrolimab and Azacitidine Eliminates Disease in AML Patients with TP53 Mutation (ASH 2019)



Sallman, ASH 2019

Best overall reduction is shown  
NGS data shown

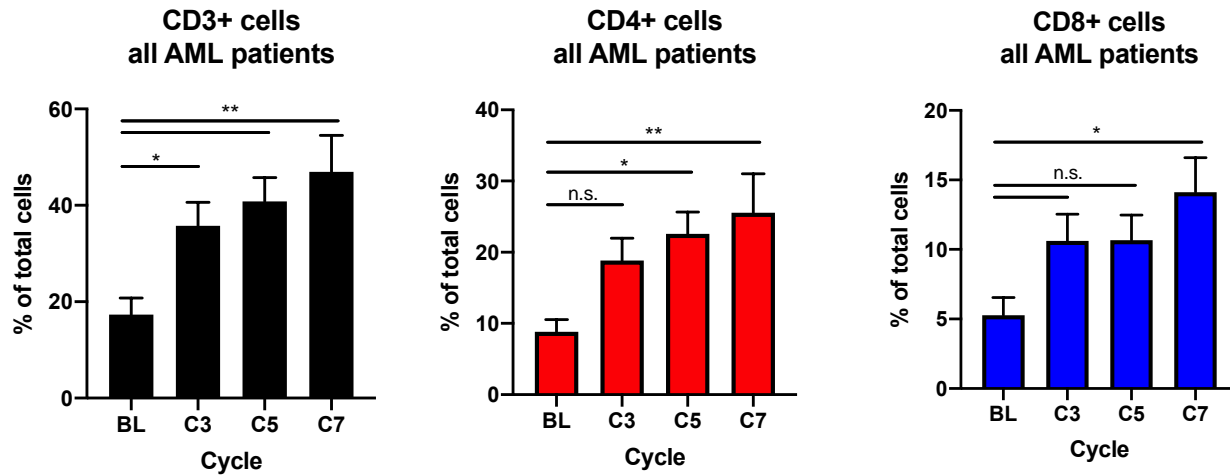
Best Overall Response	AML TP53 Mutant (N=9)
ORR	7 (78%)
CR	4 (44%)
CRi	3 (33%)
Complete cytogenetic response in responders*	4/6 (67%)
MRD negative of responders	4/7 (57%)
Median duration of response (months)	Not reached (0.03+ – 15.1+)
Median overall survival (months)	Not reached (3.8+ – 16.9+)
Median follow-up [range] (months)	6.9 [1.9 – 16.9]

**TP53 mutational burden is reduced in AML patients on therapy**

\*For patients with abnormal cytogenetics at baseline

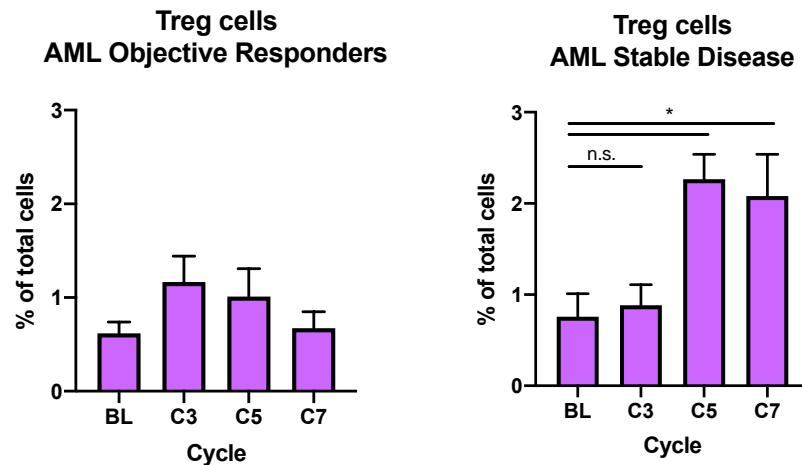
# Increased T Cell Infiltration Suggests Magrolimab Drives an Adaptive Immune Response (ASH 2019)

Data produced in collaboration with the Immunotherapy Platform at MD Anderson Cancer Center



Data suggest the opportunity for combinations with checkpoint inhibitors

- In AML patients, an increase in total T cells, CD4+ cells and CD8+ cells is observed in the bone marrow
- Patients with stable disease show significantly elevated Treg levels
- Additional analyses ongoing



# Registration Strategy for Magrolimab and Azacitidine in Higher Risk MDS

## Two Distinct Opportunities for Accelerated Approval

- Enrolling approximately 90 patients in ongoing Phase 1b trial evaluating every two week dosing
- Plan to initiate ENHANCE, a randomized, Phase 3 trial in 180 patients to support potential full and ex-U.S. approval
- Phase 1b trial and ENHANCE will share same primary endpoint: CR with duration of response
- Clinical and CMC-enabling activities ongoing

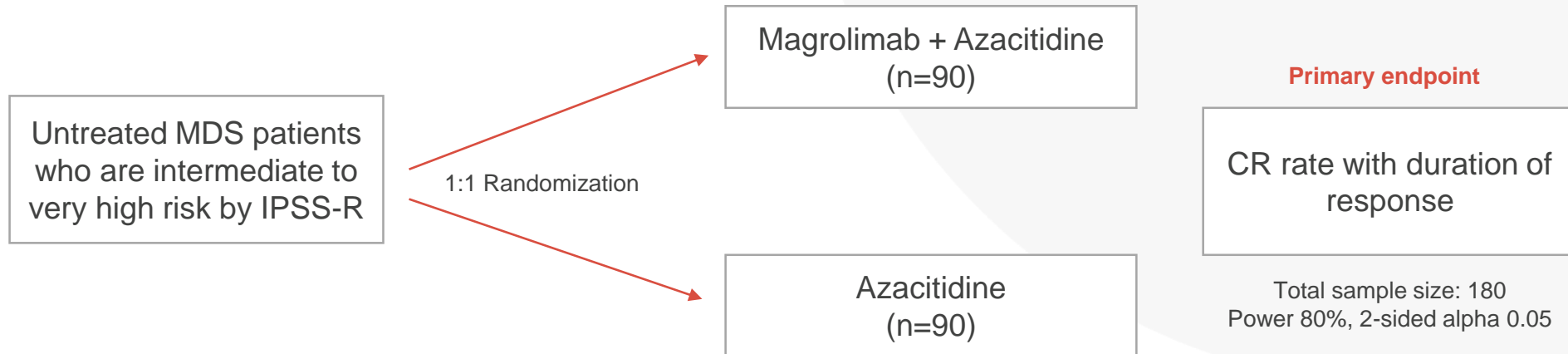
Completion of enrollment expected 3Q 2020

Trial initiation expected 1H 2020

Allow for BLA submission as early as 4Q 2021  
relying on single arm trial

- Continuing to enroll AML patients with TP53 mutant disease in ongoing Phase 1b trial

# ENHANCE: A Randomized, Phase 3 Trial in 1L Higher Risk MDS



**Primary Endpoint:** CR rate with duration of response

**Key Secondary Endpoint:** Overall survival

**Primary Analysis:** CR / duration of response at 180 patients

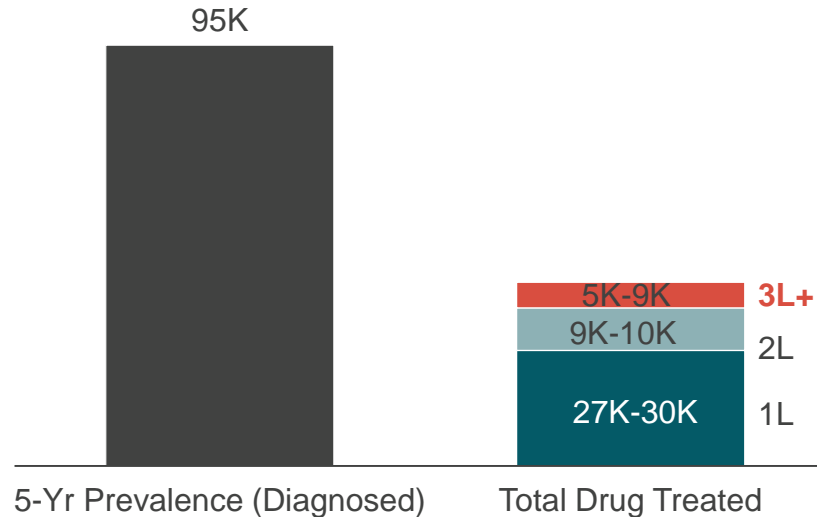
**Pre-specified modification of sample size:**  
Based on the ongoing Phase 1b study and emerging data, the trial sample size can be modified to evaluate an overall survival endpoint for full approval and ex-U.S. approval



# Addressing High Unmet Needs in R/R DLBCL

## Substantial Relapsed / Refractory Population


US DLBCL Epidemiology 2018<sup>1,2</sup>



**35-40% of total treated patients are either Relapsed or Refractory to a prior treatment**

## High Unmet Needs in 3L+

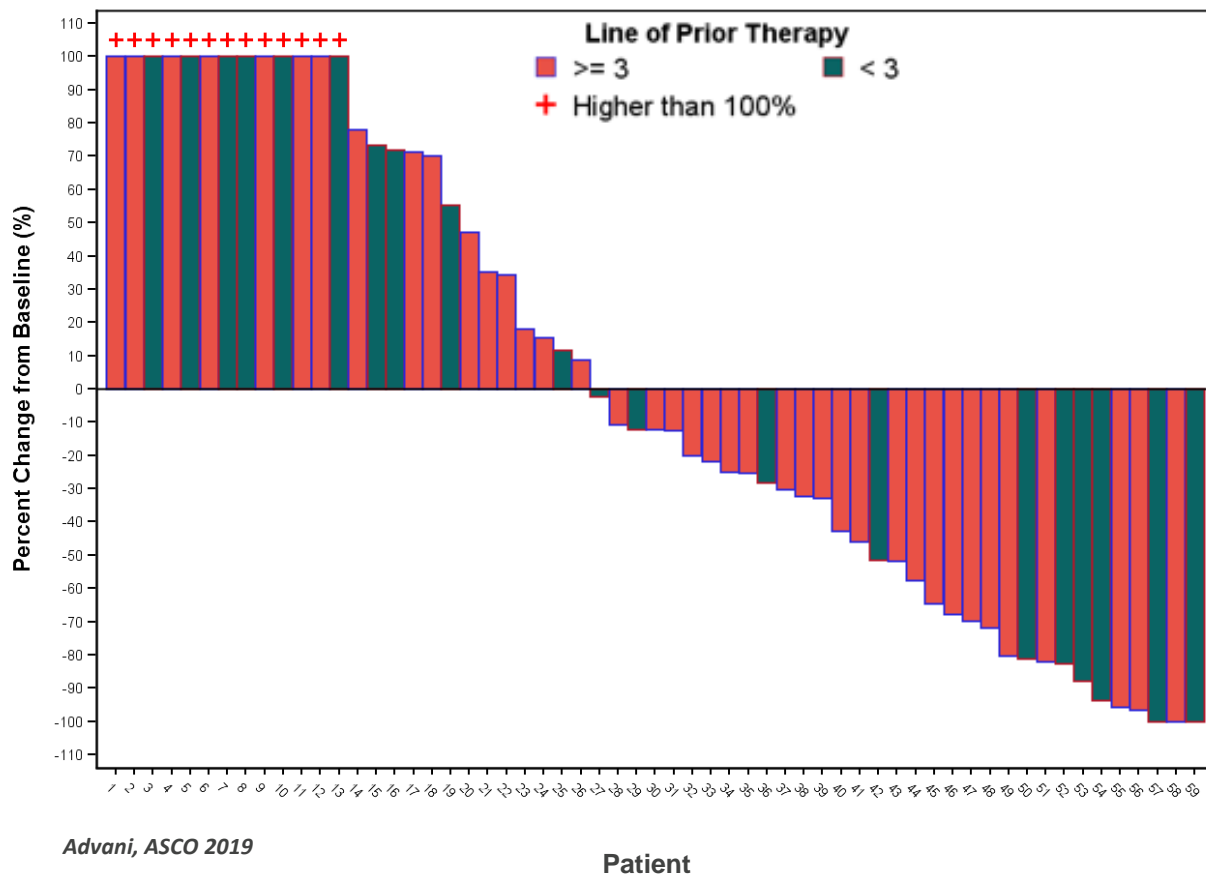
DLBCL 3L+ Treatment Options<sup>3-5</sup>



- Substantial drop off in efficacy in later lines of therapy
- Chemo and CAR-T based regimens have high toxicity

**3L+ DLBCL US Estimated Market Size = \$1B - \$1.5B<sup>6</sup>**

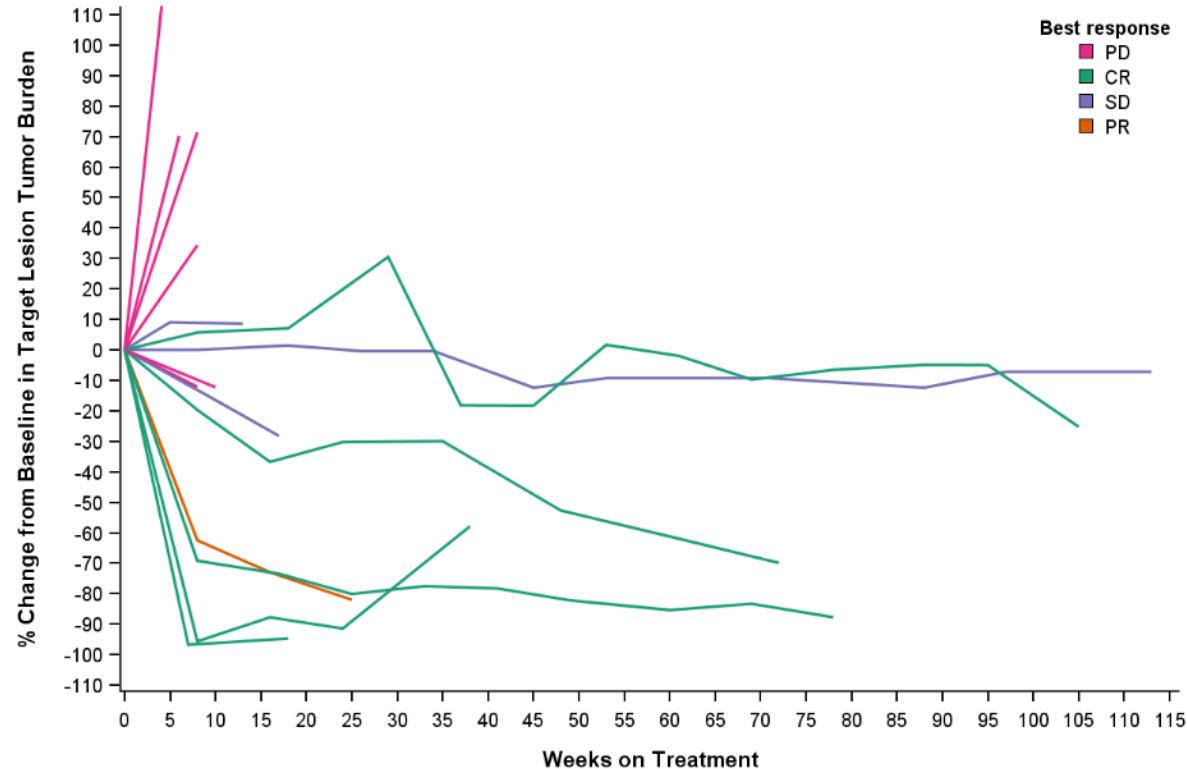
# Magrolimab + Rituximab Combination Shows Clinical Activity in Heavily Pre-Treated DLBCL Patients (ASCO 2019)



Advani, ASCO 2019

Best Overall Response	Total DLBCL N=59 (%)	$\geq 3$ lines of therapy N=39 (%)
ORR	21 (36)	15 (38)
CR	9 (15)	7 (18)
PR	12 (20)	8 (20)
SD	7 (12)	4 (10)
PD	31 (53)	20 (51)

# Durable Responses Observed in Phase 1b DLBCL Patients Treated with Magrolimab and Rituximab (ASCO 2019)



<sup>1</sup>These plots show data from 15 Phase 1b patients as of May 2019, includes patients treated at 5F9 ≤ 30 mg/kg  
6 patients treated at 45 mg/kg in Ph1b not shown given early follow-up.

Advani, ASCO 2019

## Phase 1b: Median Duration of Response Not Reached

- Median follow-up over 13.8 months
- 2 patients converted from PR to CR
- 3 patients with ongoing CRs (16+, 17+ and 24+ months)
- 1 patient with ongoing SD (24+ months)

# Registration Strategy for Magrolimab and Rituximab in DLBCL

## Potential Single Arm Path to Accelerated Approval Discussed in FDA Type C Meeting, May 2019

- FDA feedback indicates potential pathway for single arm registrational trial of magrolimab and rituximab in heavily pre-treated r/r DLBCL patients, based on ORR and durability of response
- Anticipated sample size of 100 patients with six months efficacy follow-up

## Registration Plan

Defined enrollment criteria for registration enabling trial:

- Patients who have failed  $\geq 2$  prior lines of therapy

Continuing to evaluate biomarkers for options to advance into earlier lines of treatment

Trial initiation expected 1Q 2020

Initial efficacy data expected 4Q 2020

# Magrolimab is Well-Tolerated Alone or In Combination

Over 400 patients treated across clinical programs

## Safety Profile Supports Use in:

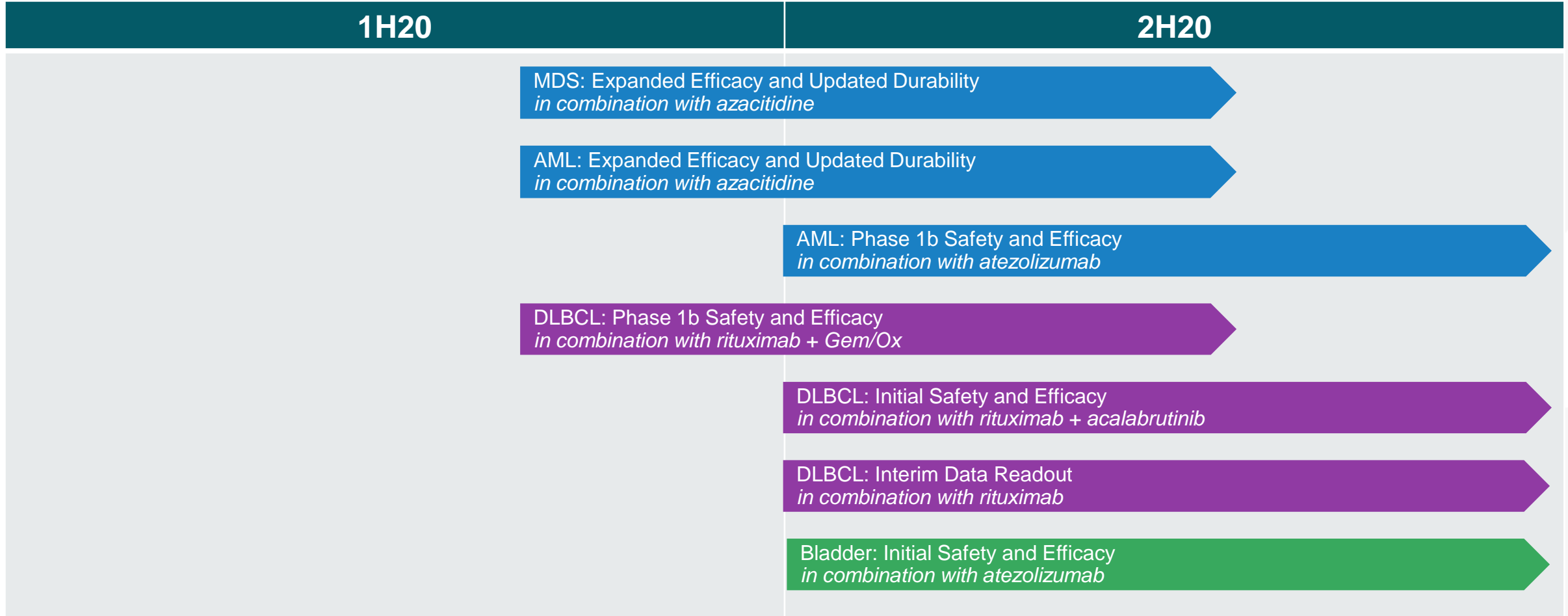
- Advanced, elderly, fragile patients
- Early-line and low-risk patients
- Combination with other therapies

## No Maximum Tolerated Dose Reached with up to 45 mg/kg Dosing

- Most observed adverse events are Grade 1 or 2
- Most common adverse events are on-target anemia, infusion reactions and related symptoms (fever, chills, headache)
- No significant cytopenias, infections, or autoimmune adverse events observed
- Treatment discontinuation due to adverse event:
  - 7% (8/115) NHL patients
  - 1.6% (1/62) MDS or AML patients

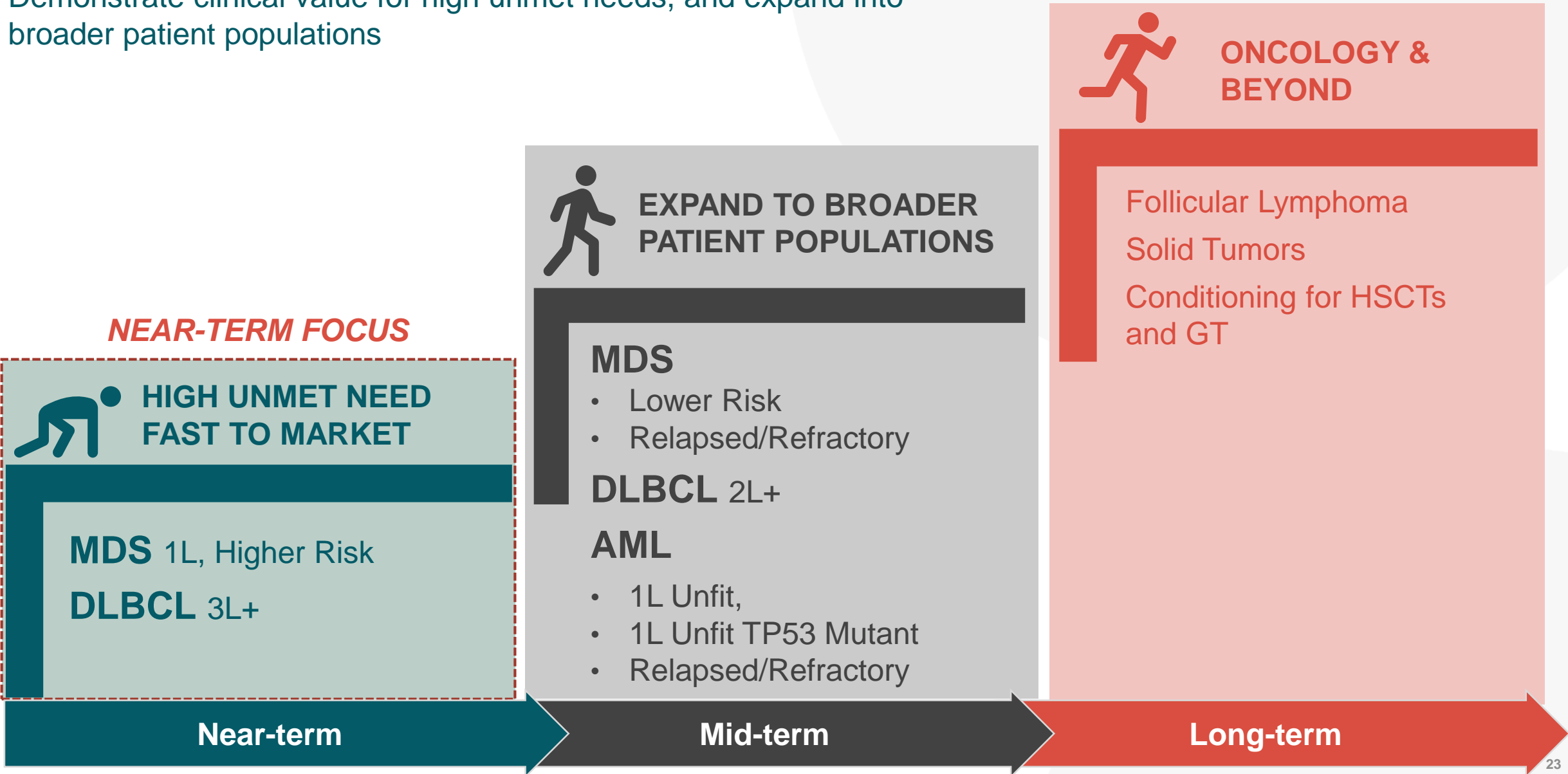


# Magrolimab Expected Data Readouts Through 2020




# Magrolimab: Development Strategy

Demonstrate clinical value for high unmet needs, and expand into broader patient populations



# Emerging Pipeline Programs





# FSI-174: A Humanized Anti-cKIT Antibody

cKIT is expressed on hematopoietic stem cells (HSCs); combination with magrolimab enhances phagocytosis of targeted HSCs



Binds Both Human and Monkey cKIT with High Affinities



Blocks Stem Cell Factor Signaling and Induces Antibody-Dependent Cell Phagocytosis, Cytotoxicity and Complement-Dependent Cytotoxicity with Active IgG1



Combination of FSI-174 and Magrolimab Depleted HSCs from Bone Marrow with No Dose-Limiting Toxicities in Preclinical NHP Studies



Has a Favorable Pharmacodynamic Profile in Preclinical NHP Studies

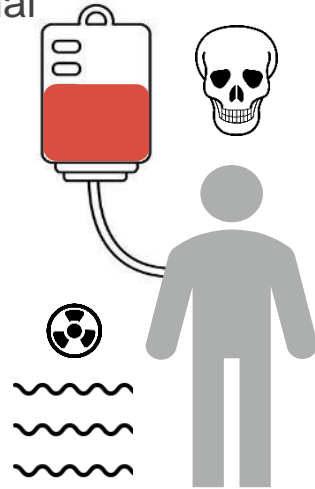
# Hazards of Conditioning Limit Benefits of Hematopoietic Stem Cell Transplantation

## Conditioning

**Goal:** Kill endogenous hematopoietic stem cells (HSC) with chemotherapy and/or radiation to make space for transplanted cells

**Challenge:** Highly toxic procedure that:

- Requires prolonged hospitalization
- Causes collateral damage to normal tissues, resulting in:
  - Impaired brain development
  - Infertility / endocrine dysfunction
  - Secondary malignancies
  - Organ damage
  - Cognitive decline
- Requires immune suppression
- Can cause graft vs. host disease or severe threatening infections

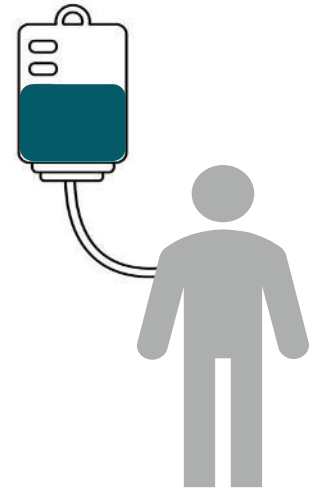


## Transplantation

**Goal:** Replace patient's HSCs with **allogeneic** stem cells (from a healthy donor) or **autologous** stem cells (patients' own cells with or without gene therapy correction).

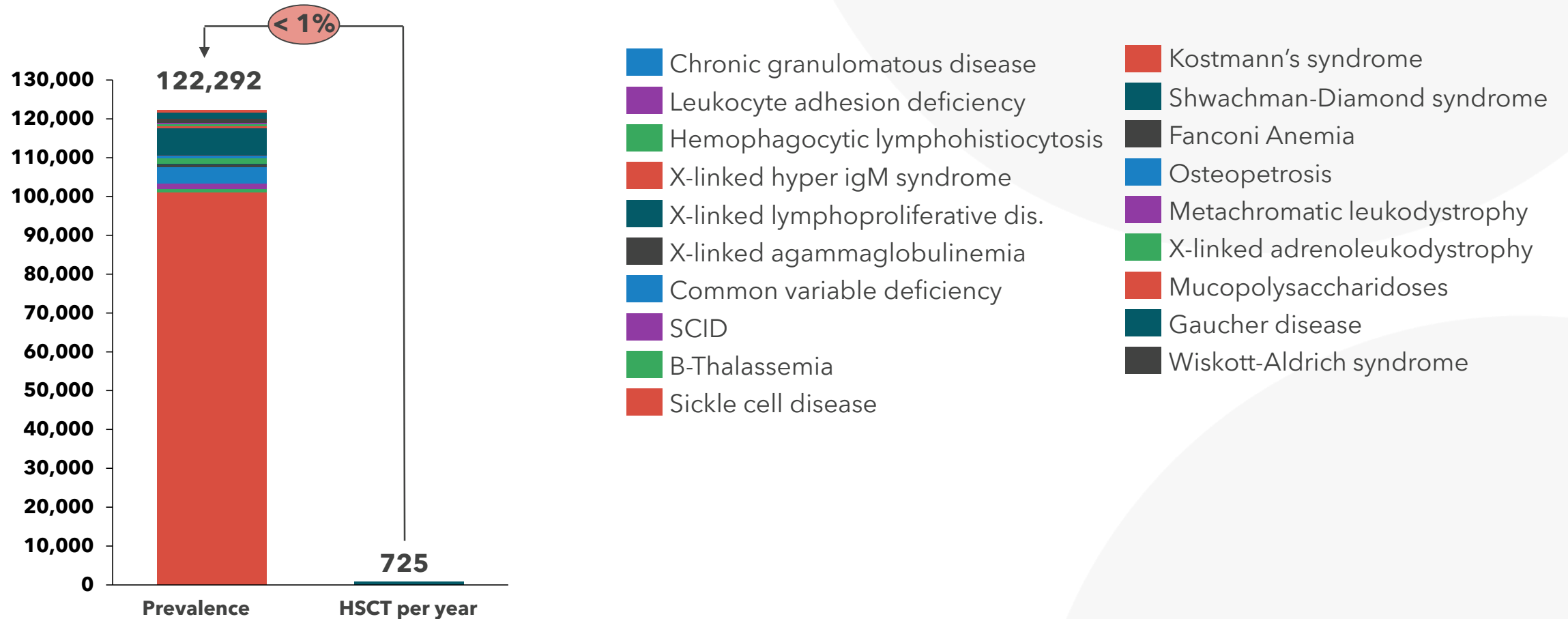
**Successful transplantation may:**

- Cure genetic blood diseases (in combination with gene therapy)
- Cure autoimmune diseases by generating a new, healthy immune cell pool
- Enable organ transplantation without need for chronic immune suppression



# Given Risks of Current Conditioning Regimens, Fewer than 1% of Patients Receive Hematopoietic Stem Cell Transplants

## Non-Malignant Diseases That Could be Treated with Hematopoietic Stem Cell Transplantation



# Our Solution: All-Antibody Based Regimen Combining FSI-174 and Magrolimab

## Science-driven Approach to Overcome Risks and Limitations of Existing Regimen

- Selective antibody-mediated depletion of Hematopoietic Stem Cells (HSCs) without affecting other normal cells
- Selective and short-term antibody-mediated immune suppression to prevent rejection of donor HSCs without causing broad and long-term immune cell depletion leading to life-threatening infections

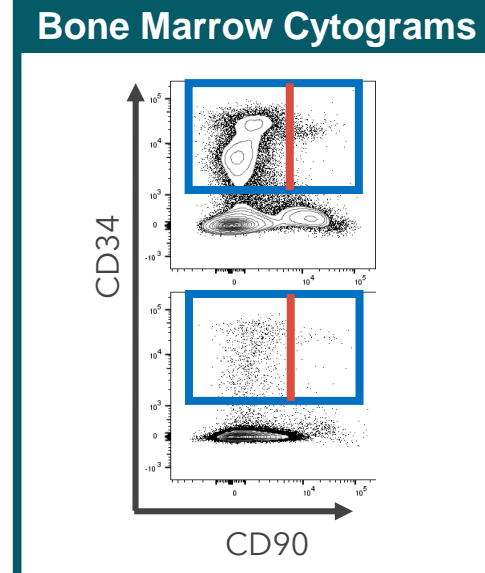
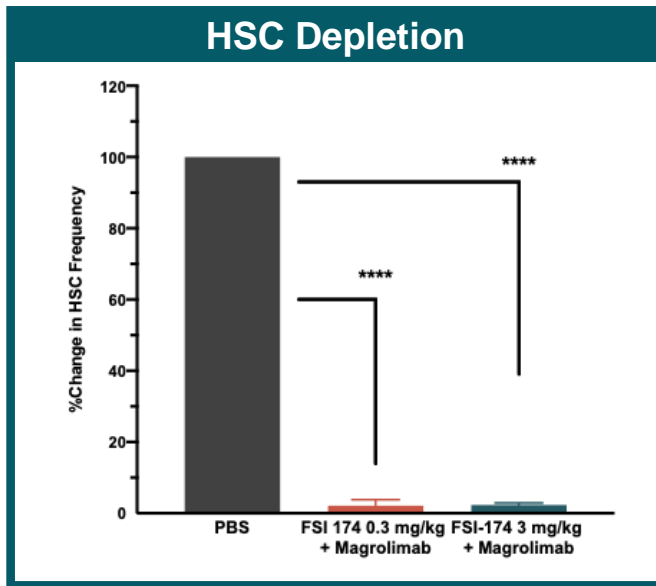
## Pursuing Broad Development Program

- Plan to initiate Phase 1 clinical trial in 1Q 2020 evaluating safety and tolerability of FSI-174 in healthy volunteers
- Partnership with bluebird bio to evaluate FSI-174 + magrolimab in combination with autologous lentiviral vector hematopoietic stem cell gene therapy – announced November 2019



# Preclinical Data Support Development of FSI-174 and Magrolimab as Novel, All Antibody Conditioning Regimen

Combination of FSI-174 and Magrolimab depleted HSCs from bone marrow in preclinical NHP studies



Marjon, ASH 2019

FSI-174 has a favorable pharmacodynamic profile in preclinical NHP studies

- 100% cKIT receptor occupancy on HSCs was achieved with all dose levels (0.3, 1, 3 mg/kg)
- FSI-174 (0.3mg/kg) was washed out within 1 week while depletion of endogenous HSCs was sustained
- Opportunity for transplantation of HSCs within 1-2 weeks after antibody conditioning

FSI-174 is well-tolerated in preclinical NHP studies

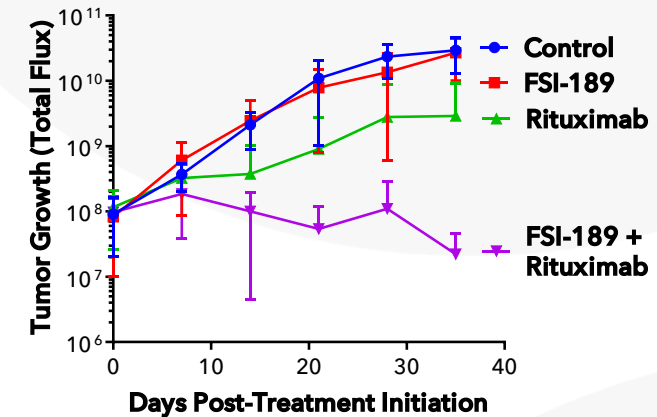
- Well tolerated with no evidence of mast cell degranulation or lymphopenia
- No observed adverse effect level at the highest dose (50 mg/kg)

# FSI-189: anti-SIRP $\alpha$ Antibody

IND filing expected 1Q 2020 and Phase 1 trial expected to initiate 2Q 2020

- Opportunity for a CD47- SIRP $\alpha$  therapy with
  - Lower antigen sink
  - Lower dose level
  - Improved dosing convenience
  - Lower cost of goods
- Plan to develop FSI-189 for oncology and non-oncology, including stem cell transplantation in combination with a cKIT antibody


- FSI-189 in combination with Rituximab enhances clearance of Non-Hodgkin's lymphoma and prolongs survival in mouse model







## Benefits of FSI-189

- Binds both major SIRP $\alpha$  allelic variants
- Selectively binds SIRP $\alpha$  over SIRP $\gamma$
- Designed with inactivated Fc to prevent Fc receptor binding on macrophages that can inhibit phagocytic potency

# Corporate



# Highly Experienced Management Team and Advisors

Management Team		Scientific Advisory Board	
<b>Mark McCamish, M.D., Ph.D.</b> <i>President &amp; Chief Executive Officer</i>	   		Chair, Department of Immunology, Director, Parker Institute for Cancer Research, and Executive Director, Immunotherapy Platform at the University of Texas MD Anderson Cancer Center; Winner, 2018 Nobel Prize in Physiology or Medicine
<b>Chris Takimoto M.D., Ph.D.</b> <i>Chief Medical Officer</i>	   		
<b>Ann Rhoads, M.B.A.</b> <i>Chief Financial Officer</i>	 		
<b>Craig Gibbs, Ph.D., M.B.A.</b> <i>Chief Business Officer</i>	  		
<b>Norm Kruse, J.D., Ph.D.</b> <i>Chief Patent Counsel</i>	   		
<b>Kyle Elrod</b> <i>SVP of Corporate Planning &amp; Operations</i>	   		
<b>Mark Chao, M.D., Ph.D.</b> <i>SVP of Clinical Development</i>			
<b>Jens-Peter Volkmer, M.D.</b> <i>VP of Research &amp; Early Development</i>	 		
<b>Mukul Agarwal, M.S., M.B.A.</b> <i>VP of Corporate Development</i>	    		
<b>Aimee Murphy</b> <i>VP of Clinical Operations</i>	 		
<b>Yasameen Qazen, Pharm.D.</b> <i>VP of Regulatory Affairs</i>	    		
<b>Qinghai Zhao, Ph.D.</b> <i>VP of Technical Development &amp; Manufacturing</i>	   		

Board of Directors			
Mark McCamish, M.D., Ph.D.	Forty Seven, Inc.	Dennis Henner, Ph.D.	Blackstone Life Sciences (formerly Clarus)
Kristine Ball, C.P.A.	Menlo Therapeutics	Ravi Majeti, M.D., Ph.D.	Stanford School of Medicine
Jeff Bird, M.D., Ph.D.	Sutter Hill Ventures	Irving Weissman, M.D.	Stanford School of Medicine
Ian Clark	Former Genentech CEO		



# Robust Intellectual Property Rights Covering CD47, SIRP $\alpha$ , cKIT and Other Immunomodulatory Compounds

- Have license to approximately **187** issued patents worldwide
  - 35 issued U.S. patents
  - Approximately 152 pending patent applications
- Magrolimab and FSI-189 are protected by multiple patent positions
  - Antibody and drug product composition
  - Methods of use – monotherapy and combination
  - Methods of use – proprietary prime and maintenance dose strategy
    - Patents granted in the U.S., Europe, Japan; expiration date 2034, excluding patient term extensions
  - Proprietary structure of anti-SIRP $\alpha$  antibodies to prevent inhibition of phagocytosis (Scorpion effect) – patent application filed
- FSI-174 patent applications filed
  - Antibody and drug product composition
  - Methods of use – for autologous and allogeneic HSC transplantation, including gene therapy indications



## Cash Expected to be Sufficient to Fund Current Operations into Q1 2022

**Cash, Cash Equivalents and Short Term  
Investments**  
*as of 12/31/2019*

**\$329.1 million<sup>1</sup>**

**Common Stock Outstanding**  
*as of 12/31/2019*

**47,983,366**

Raised **\$195.6 million in gross proceeds** in December 2019 underwritten public offering to:

- Further clinical development of magrolimab towards a BLA submission, including funding of registrational studies in MDS and DLBCL as well as BLA-enabling CMC activities
- Further development of FSI-174, our anti-cKIT antibody, and FSI-189, our anti-SIRP $\alpha$  antibody

<sup>1</sup> Based on preliminary estimates

# Significant Development Progress Expected in 2020

## Magrolimab *MDS*

- Initiate Phase 3 ENHANCE trial evaluating magrolimab + azacitidine vs. azacitidine in untreated, higher-risk MDS in 2Q 2020
- Present updated data from ongoing Phase 1b trial of magrolimab + azacitidine in MDS in mid-2020
- Complete enrollment in ongoing Phase 1b trial in 3Q 2020

## Magrolimab *DLBCL*

- Initiate Phase 3 trial evaluating magrolimab + rituximab in heavily pre-treated, r/r DLBCL in 1Q 2020
- Present initial data from Phase 3 trial in 4Q 2020

## Magrolimab *AML*

- Present updated data from ongoing Phase 1b trial of magrolimab + azacitidine in AML in mid-2020
- Expand enrollment in ongoing Phase 1b trial of magrolimab and azacitidine in TP53 mutant AML patients

## FSI-174 *anti-cKIT*

- Initiate Phase 1 trial in healthy volunteers in 1Q 2020

## FSI-189 *anti-SIRP $\alpha$*

- File IND with FDA in 1Q 2020
- Initiate Phase 1 trial in oncology indications in 2Q 2020



# Our Foundation

Forty Seven is built on a culture of scientific rigor and passion for helping people to live fuller, healthier lives. This is seen in our actions and every decision we make.